



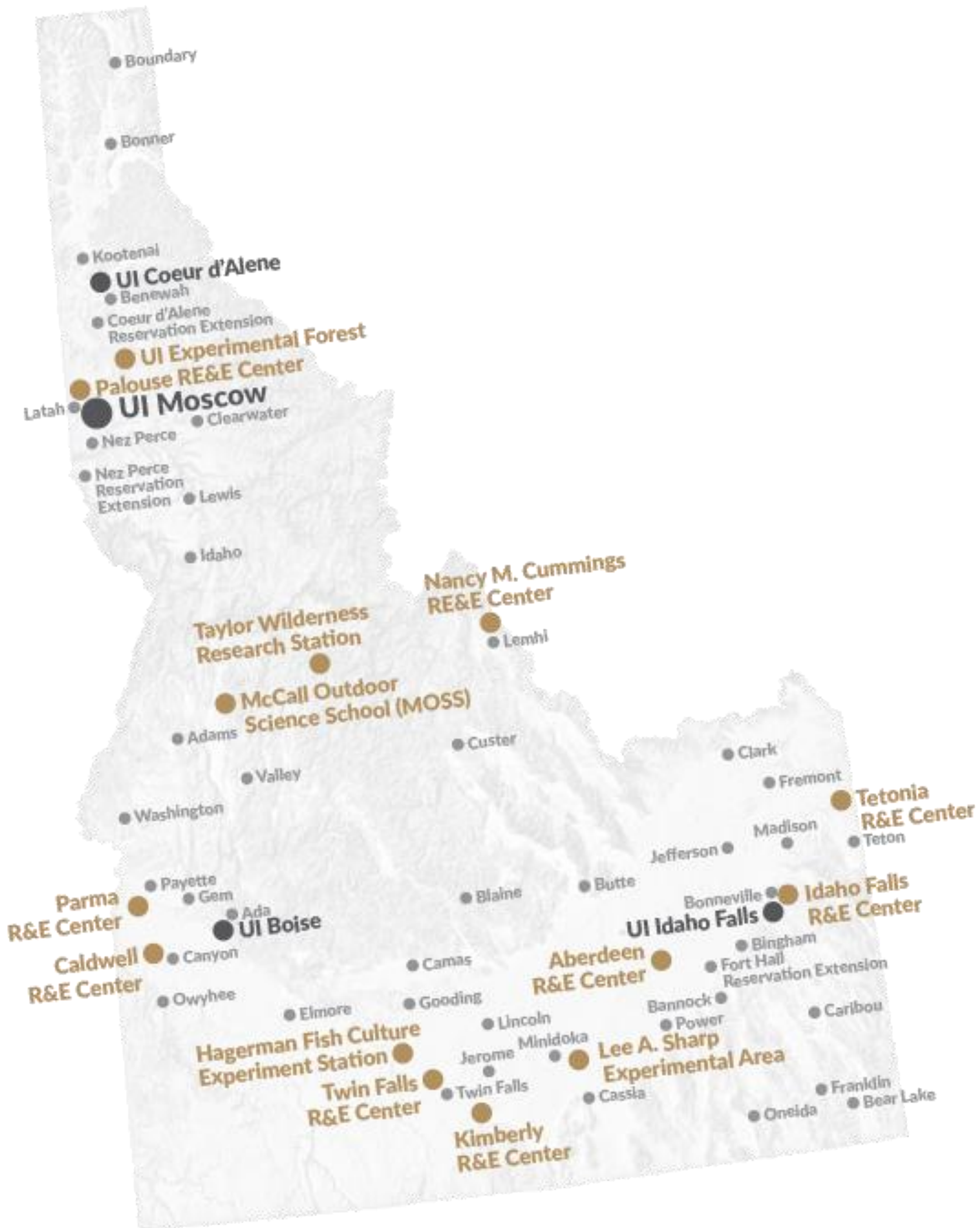
University
of Idaho

HIGHER EDUCATION: INVESTING IN IDAHO

**PRESIDENT CHUCK STABEN
UNIVERSITY OF IDAHO**

**IDAHO ASSOCIATION OF
COMMISSIONERS AND CLERKS**

JUNE 5, 2018



IDAHO IS OUR CAMPUS

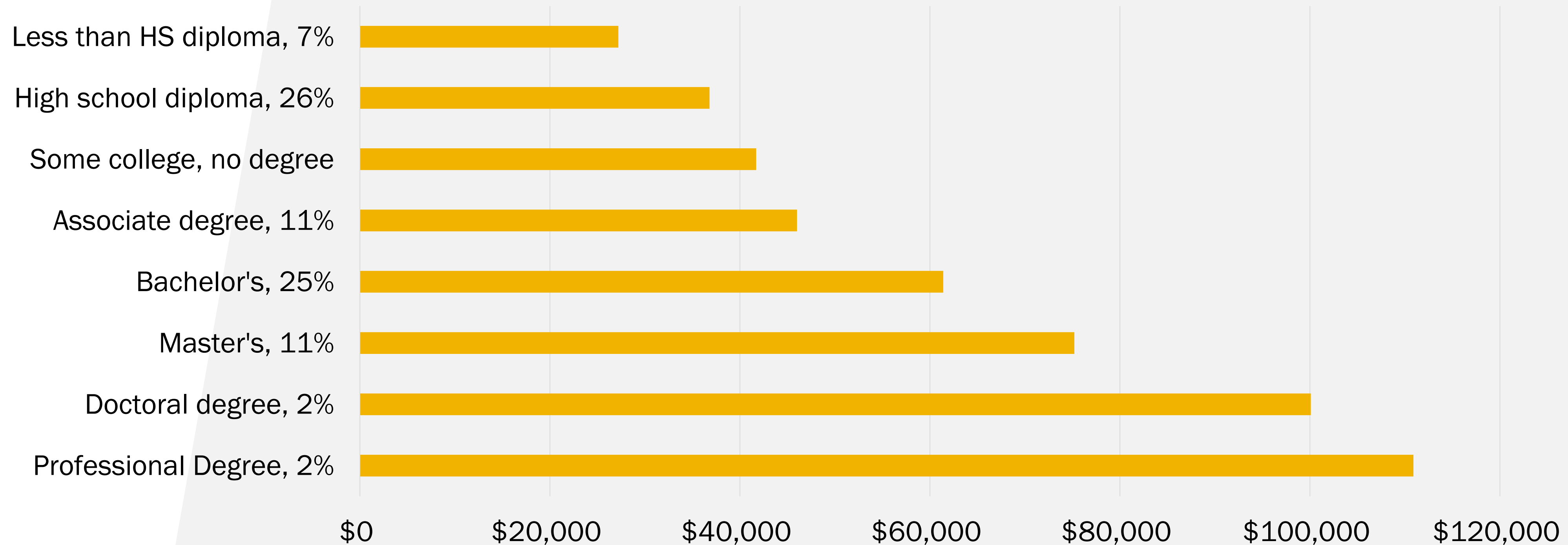
“IAC promotes county interests, encourages ethical behavior, advocates good public policy on behalf of Idaho counties, supports best practices, and provides education and training to assist Idaho county officials in performance of public service.”

“The University of Idaho is the state’s land-grant research university. From this distinctive origin and identity comes our commitment to enhance the scientific, economic, social, legal and cultural assets of our state and to develop solutions for complex problems facing our society. We deliver focused excellence in teaching, research, outreach and engagement in a collaborative environment at our residential main campus in Moscow, regional centers, extension offices and research facilities across Idaho. Consistent with the land-grant ideal, our outreach activities serve the state as well as strengthen our teaching, scholarly and creative capacities statewide.”

INCOME BY EDUCATIONAL ATTAINMENT



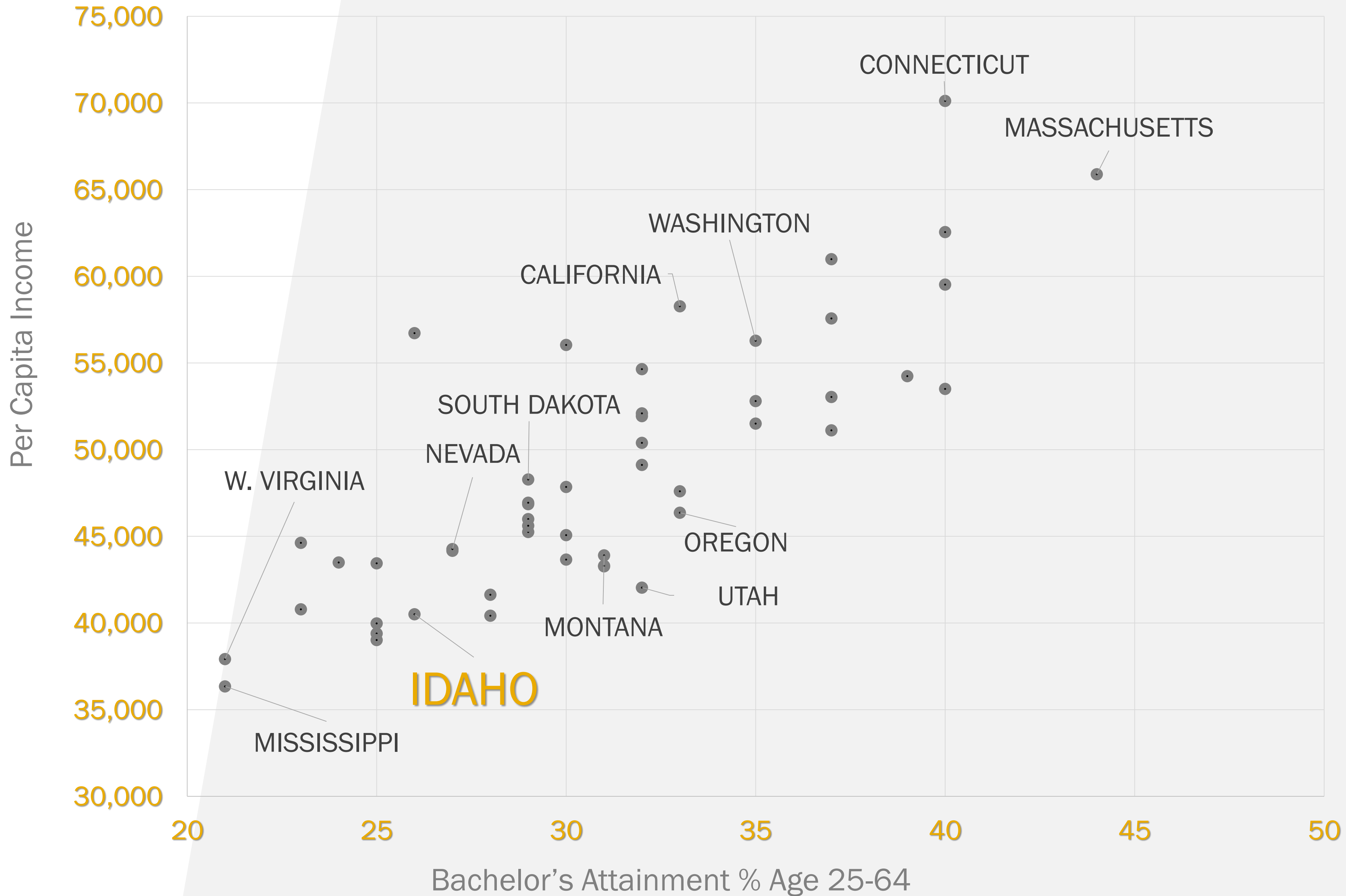
INCREASING RETURNS FOR HIGHER EDUCATION



“In 2017, the employment rate was higher for young adults with higher levels of educational attainment than for those with lower levels of educational attainment. For example, the employment rate was 86 percent for young adults with a bachelor's or higher degree and 57 percent for those who had not completed high school.”

SOURCES: College Board, National Center for Education Statistics

PER CAPITA INCOME VS BACHELOR'S DEGREE ATTAINMENT BY STATE, AGE 25-64



Idaho Per Capita Income
2017: \$40,507 (44th)

Idaho Bachelor's
Attainment, Age 25-64,
2015: 26%

National Average Per Capita
Income 2017: \$50,392

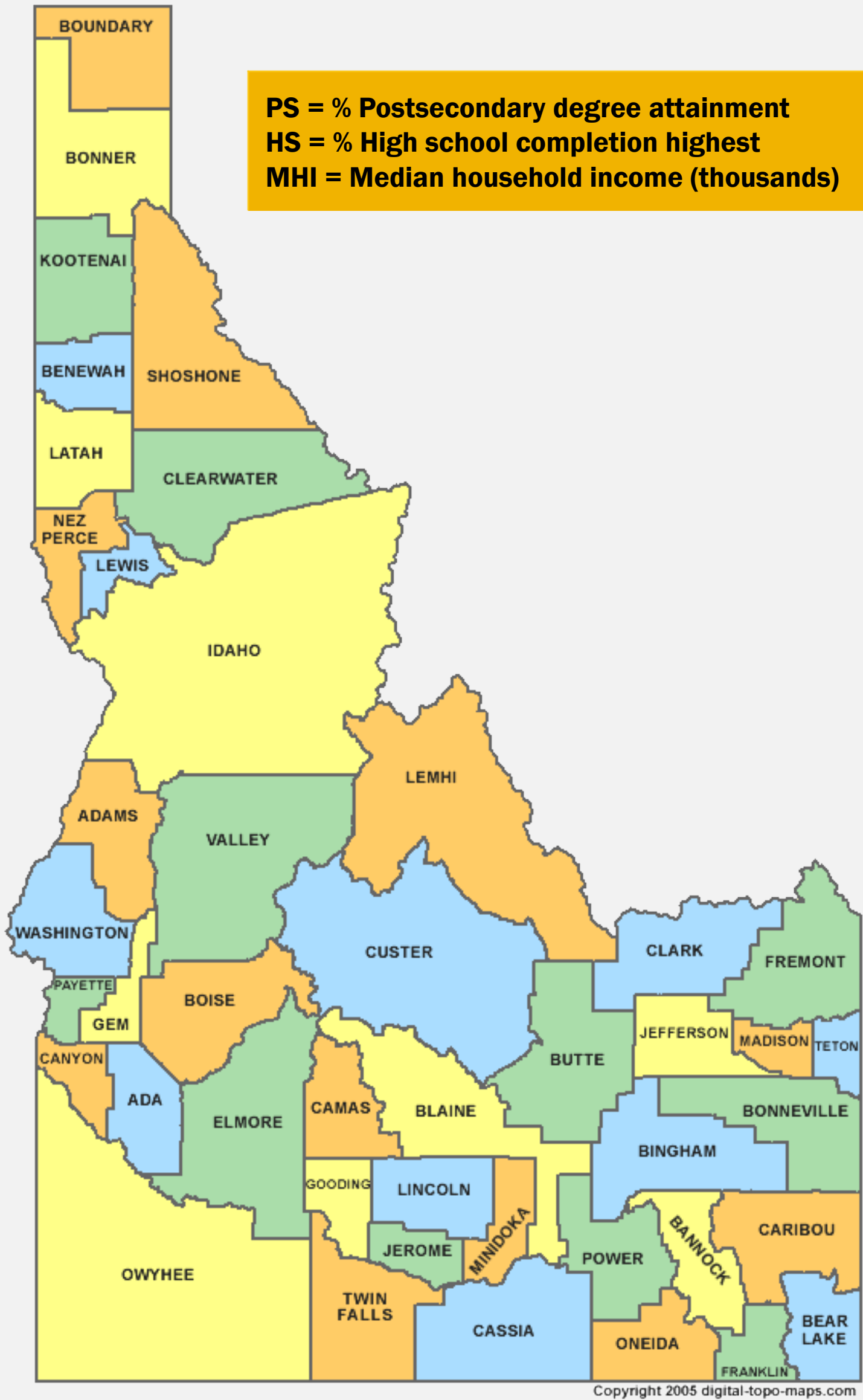
National Average Bachelor's
Attainment, Age 25-64,
2015: 31%

*SOURCE: Bureau of Economic Analysis
(2017), U.S. Census Bureau American
Community Survey (2015)*



EDUCATIONAL ATTAINMENT & INCOME BY COUNTY, AGE 25+

COUNTY	PS%	HS%	MHI
Boundary	30.3	62.6	\$37
Bonner	22.3	60.4	\$41.4
Kootenai	33.4	58.8	\$49
Benewah	19.8	67.7	\$39
Latah	51.4	43.9	\$41.7
Shoshone	22.1	62.7	\$38.4
Clearwater	23.8	61	\$40.1
Nez Perce	30.6	59.4	\$46.5
Lewis	25.1	63.2	\$36
Idaho	22	66.9	\$37.3
Adams	29	63.7	\$35.4
Washington	22.8	59	\$37.5
Payette	25.2	60.2	\$43.6
Gem	21.5	64.8	\$44.4
Canyon	24.5	58.2	\$42.1
Ada	44.5	49.1	\$55.2
Owyhee	14.3	61.1	\$32.2



SOURCE: <https://statisticalatlas.com/state/Idaho/Educational-Attainment>
 SOURCE: <https://statisticalatlas.com/state/Idaho/Household-Income>

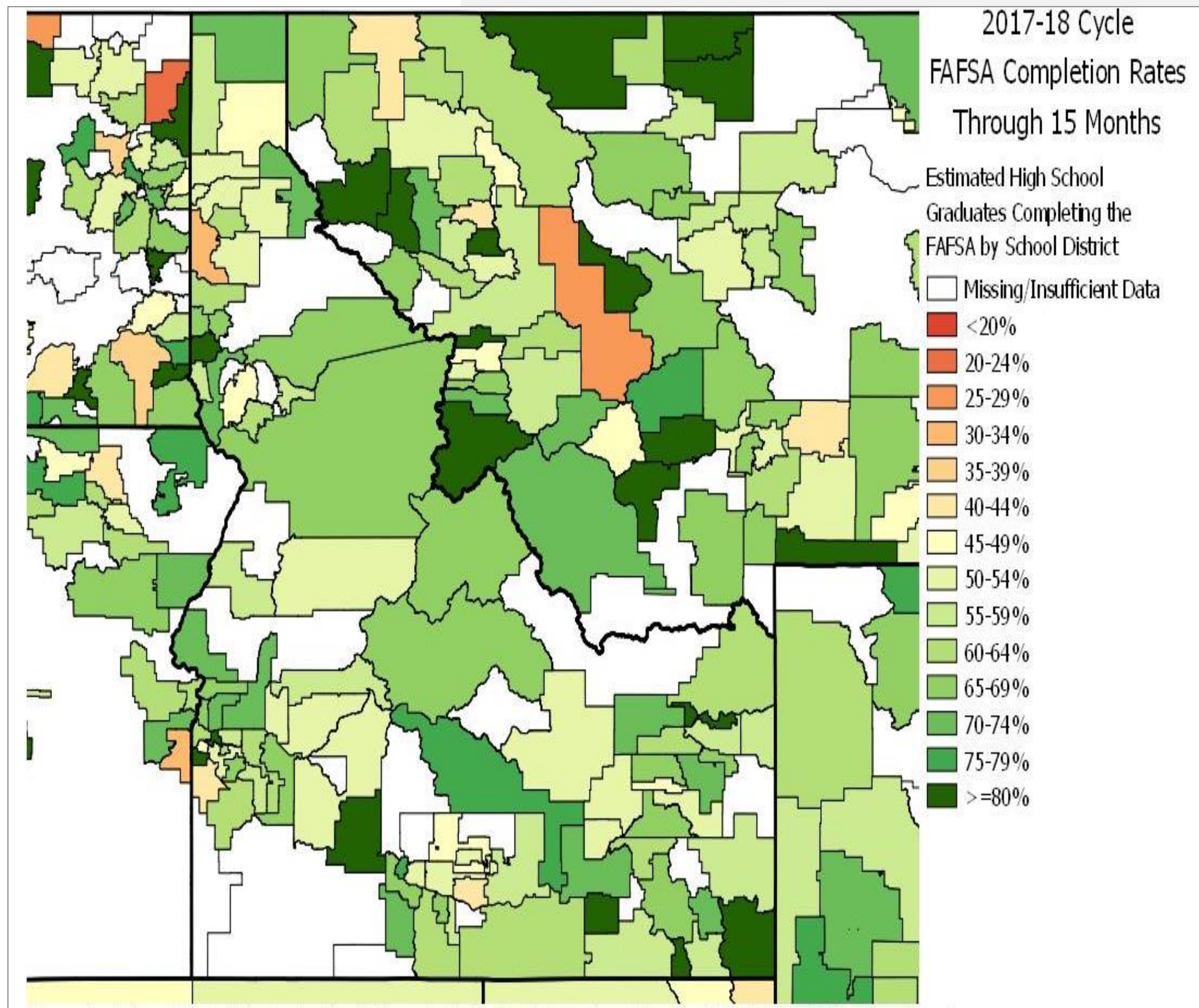
COUNTY	PS	HS	MHI
Valley	40.9	51.5	\$50.5
Lemhi	31.5	58.9	\$34.1
Custer	30.3	59.3	\$39.5
Boise	31.5	57.6	\$41.1
Elmore	27	57	\$42.8
Blaine	50.8	39.8	\$64
Camas	27.3	56.9	\$41.2
Gooding	20.2	54.4	\$37.1
Lincoln	17.2	57.2	\$42.4
Jerome	19.4	50.8	\$40.1
Minidoka	18.3	57.4	\$43.3
Twin Falls	27.1	56.6	\$43.9
Cassia	25.1	52.9	\$42
Oneida	23.2	69.9	\$40.8

COUNTY	PS	HS	MHI
Power	21.3	59	\$44.2
Bannock	36	55.7	\$43.5
Bingham	26	58.6	\$47.9
Butte	22.3	66.9	\$41.1
Clark	18.9	51.1	\$33.2
Jefferson	33.9	57.5	\$52
Fremont	30	57.9	\$44.5
Madison	48.5	46.5	\$32.1
Teton	40.5	47.3	\$53.9
Bonneville	36.5	54	\$50.9
Caribou	25.6	63.1	\$53.9
Bear Lake	25.1	65.6	\$45
Franklin	24.6	67.4	\$45

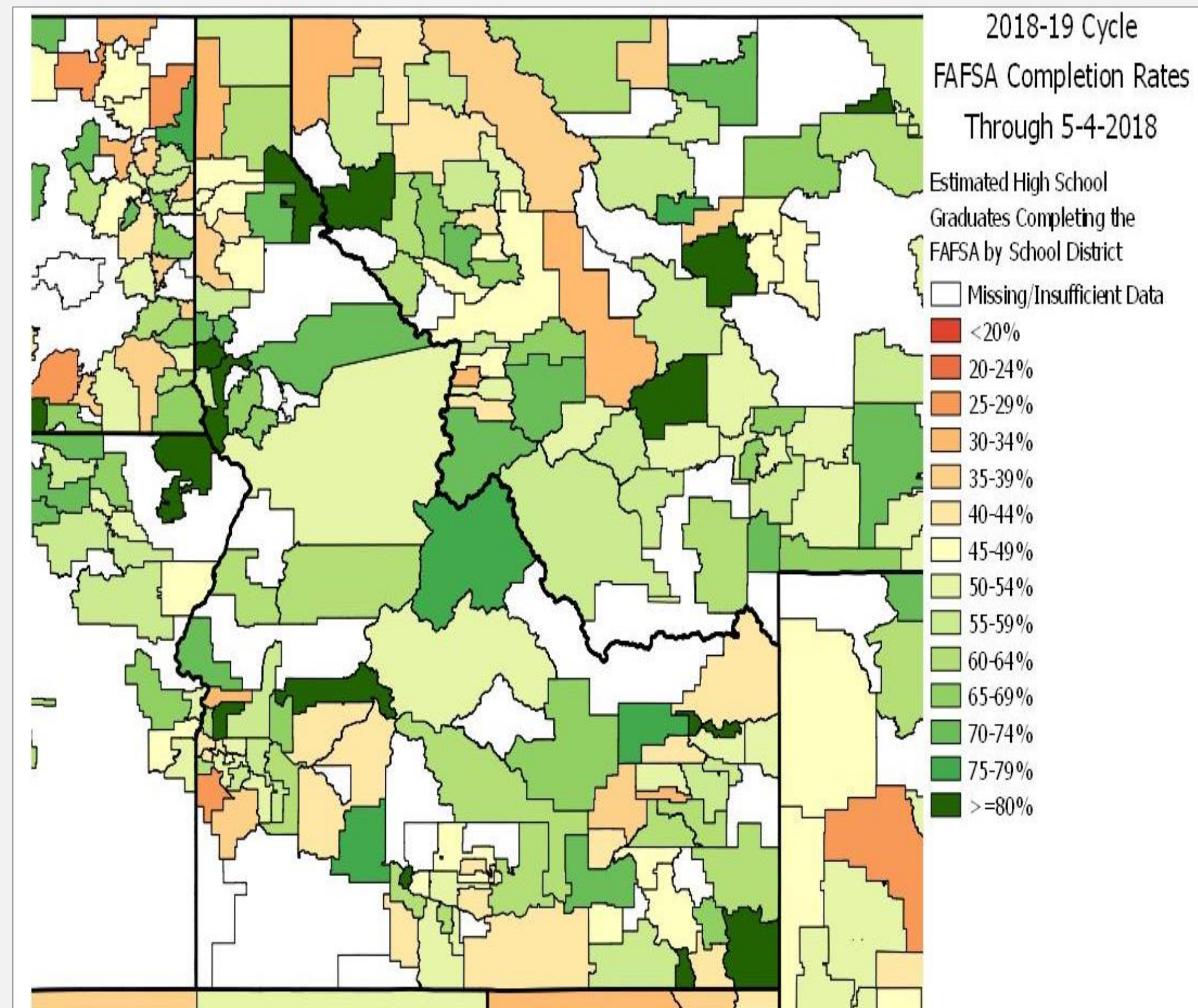


FAFSA COMPLETION BY SCHOOL DISTRICT

2017-2018 CYCLE THROUGH 15 MONTHS



2018-2019 CYCLE THROUGH MAY 2018

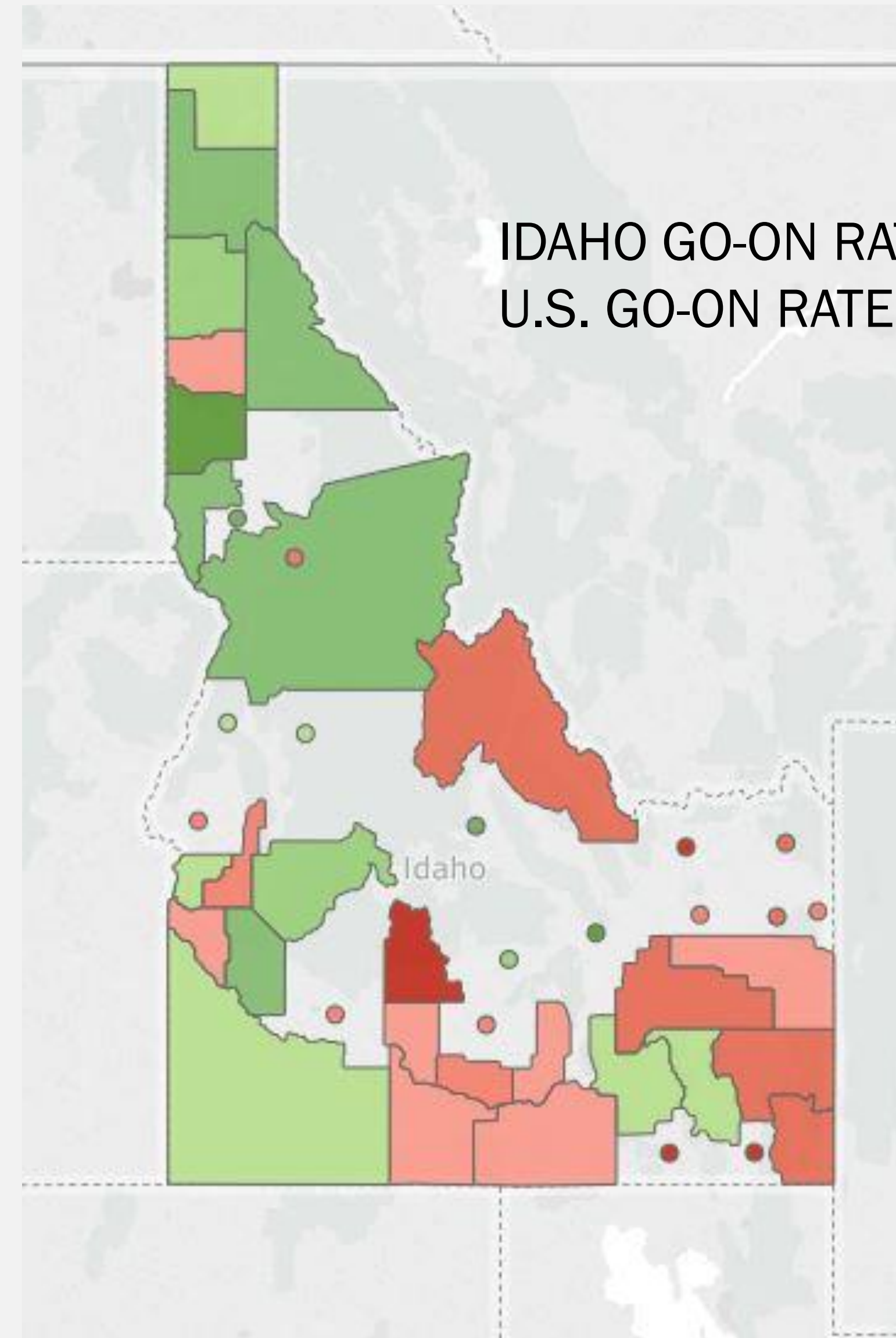


SOURCE: <https://studentaid.ed.gov/sa/about/data-center/student/application-volume/fafsa-completion-high-school>

IDAHO “GO-ON” RATES BY COUNTY – 2015 COHORT



COUNTY	GO-ON%	COUNTY	GO-ON%	COUNTY	GO-ON%
Boundary	30.3	Ada	44.5	Clark	-
Bonner	22.3	Boise	47.4	Fremont	26
Kootenai	33.4	Owyhee	14.3	Madison	27
Benewah	19.8	Valley	40.9	Teton	35
Latah	51.4	Lemhi	29	Jefferson	31
Shoshone	22.1	Custer	57	Bonneville	38
Clearwater	23.8	Elmore	33.9	Bingham	27
Nez Perce	30.6	Blaine	47	Caribou	27
Lewis	25.1	Camas	-	Bannock	42
Idaho	22	Gooding	38	Oneida	16
Adams	29	Twin Falls	38	Franklin	18
Washington	22.8	Jerome	34	Bear Lake	27
Payette	25.2	Cassia	39	Power	42
Gem	21.5	Minidoka	36	Lincoln	31
Canyon	24.5	Butte	65		



IDAHO GO-ON RATE, 2016: 45%
 U.S. GO-ON RATE, 2015: 69%

SOURCE: Idaho State Board of Education, <https://boardofed.idaho.gov/publications-research/statistics>,
 National Center for Education Statistics, <https://nces.ed.gov/fastfacts/display.asp?id=372>

WORKFORCE PROJECTIONS



IDL “HOT JOBS” & STEM REQUIRE HIGHER EDUCATION

Rank	Shift	Occupation Title	2024 Employment	Annual Openings	Percent Change	2014 Median Wage	Typical Entry Level Education
1	↑3	Software Developers	6,969	259	36.8%	\$36.35	Bachelor's
2	↑74	Lawyers	3,315	109	27.2%	\$37.04	Doctoral
3	↑23	Management Analysts	2,959	106	34.4%	\$29.26	Bachelor's
4	↑22	Accountants and Auditors	5,385	229	27.5%	\$29.33	Bachelor's
5	↑19	Civil Engineers	2,133	96	28.3%	\$35.31	Bachelor's
6	↑25	Personal Financial Advisors	1,141	53	39.3%	\$33.82	Bachelor's
7	↑40	Business Operations Specialists, All Other	3,229	99	26.8%	\$30.03	Bachelor's
8	↓5	Physical Therapists	1,347	59	29.8%	\$37.64	Doctoral
9	↑10	Health Specialties Teachers, Postsecondary	1,209	45	30.4%	\$39.33	Doctoral
10	↓1	Market Research Analysts and Marketing Specialists	1,949	71	38.3%	\$24.76	Bachelor's

- By 2024 61% of workers are projected to have a greater than high school education
- 29% are projected to have a bachelor’s degree or higher
- STEM science, engineering, math, IT projected to increase 26% in Idaho vs. 8.8% U.S. growth from 2014-2024

SOURCE: Idaho Department of Labor, “Labor Market Projections for Idaho Industries and Occupations: 2014-2024”

UNIVERSITY OF IDAHO ALUMNI



Current Idaho-resident Vandal alumni, total: 45,926

COUNTY	ALUMNI
Boundary	308
Bonner	1,499
Kootenai	6,357
Benewah	379
Latah	7,705
Nez Perce	2,040
Lewis	288
Shoshone	470
Clearwater	353
Idaho	642
Adams	139
Valley	532
Washington	278
Payette	403
Gem	273

COUNTY	ALUMNI
Boise	119
Canyon	2,500
Ada	12,955
Owyhee	160
Elmore	317
Lemhi	239
Custer	136
Blaine	515
Camas	55
Gooding	284
Twin Falls	1,653
Jerome	370
Cassia	232
Minidoka	261
Butte	29

COUNTY	ALUMNI
Clark	7
Fremont	115
Madison	223
Teton	104
Jefferson	244
Bonneville	2,296
Bingham	409
Caribou	69
Bannock	690
Oneida	26
Franklin	57
Bear Lake	30
Power	95
Lincoln	70



SOURCE: University of Idaho



BUILDING IDAHO'S FUTURE

CENTER FOR AGRICULTURE, FOOD AND THE ENVIRONMENT

A research resource for key industries and growth

- Will serve Idaho's emerging industries, food production & processing
- The largest research dairy in the United States – 2,000 cows
- An interdisciplinary project led by CALS, supported by other units

IDAHO CENTRAL CREDIT UNION ARENA

A home for excellence and a showcase for Idaho

- Critical facility for success on the court and in the classroom, offering a dynamic teaching laboratory with hands-on learning opportunities
- Showcase for the potential of the wood products industry and the use of Idaho's sustainable resources
- Naming rights and broad support put \$45 million project within reach





University
of Idaho

THANK YOU